



Schoolname Coronation



King Charles III

A collection of stories, poems, recipes, crafts & drawings
from our children

Inside Front Cover
Keep blank

A few words from Mrs Lavi...

Aenean a odio sit amet erat interdum dapibus.

Aliquam luctus, ligula et volutpat feugiat, lorem purus placerat nisl, non sollicitudin enim felis vitae metus. Etiam dapibus feugiat purus.

Nunc vestibulum ligula vitae libero.

Suspendisse

et orci quis risus lobortis vehicula. Integer eros.

Mauris scelerisque ante non ligula tempus gravida. Ut lacus. Pellentesque habitant morbi tristique senectus et netus et malesuada fames ac turpis egestas.

Curabitur quis dolor id sapien rutrum tincidunt.

Headteacher's name



"Always wear



your invisible crown."

If I were a King...



“I would add more school holidays” Will, Year 1

“I would have a palace full of kittens and puppies”
Mason, Reception

“I would have a football training session everyday with Ronaldo” Jake, Year 1

“If I were King I would ban homework” Teddy, Year 2

“I would make everyday Christmas day” Martin, Year 3

“I would make it law that ice cream has to be eaten everyday” Jason, Year 4



If I were a Queen...

“I would have all the people who are cruel to animals locked up on the Tower” Lisa, Year 1

“I’d make it law that police uniforms should be pink”
Hannah, Reception

“I would make everyday Christmas day” Elsa, Year 1

“I would make it law that ice cream has to be eaten everyday” Judith, Year 2

“I would make everyday Christmas day” Elsa, Year 3

“I’d make all my best friends into Princesses” Judith, Year 4

Kings & Queens

Drawings


If I were a King...

By Teddy, Year 3



If I were a Queen...

By Lisa, Year 4



If I were a Queen...

By Lisa, Year 4



If I were a King...

By Teddy, Year 6



How to draw a King... By howtodraweasy.net



How to draw a Queen... By howtodraweasy.net



Kings & Queens

Recipes

Traditional English trifle

By Lacey T, Year 3



Method

1. Lorem ipsum dolor sit amet, consectetur adipiscing elit. Curabitur ipsum. Mauris accumsan. Nulla facilisi. Vestibulum ante ipsum primis in faucibus orci luctus et ultrices posuere cubilia Curae; Donec rhoncus urna sed wisi. Quisque vestibulum, augue at consectetur egestas, ante magna viverra metus, vel faucibus urna massa id leo. Ut ipsum est, gravida et, dictum non, laoreet eget, elit.

2. Aenean a odio sit amet erat interdum dapibus. Aliquam luctus, ligula et volutpat feugiat, lorem purus placerat nisl, non sollicitudin enim felis vitae metus. Etiam dapibus feugiat purus. Nunc vestibulum ligula vitae libero. Suspendisse et orci quis risus lobortis vehicula. Integer eros. Mauris scelerisque ante non ligula tempus gravida.

3. Aliquam tempor urna vitae sapien pretium sagittis. Ut ultricies sem pulvinar arcu. Praesent id urna. Vestibulum euismod lorem quis tellus. Donec interdum fermentum diam. Suspendisse convallis, turpis sed lacinia accumsan, libero dui tincidunt sem, a fringilla tellus augue eu massa. Ut nisl nibh, euismod sed, ornare quis, ultricies in, purus. Vestibulum ante ipsum primis in faucibus orci luctus et ultrices posuere cubilia Curae.



Serves: 6-8 | Prep: 30 mins | Chill: 2 hrs

Ingredients

135g raspberry jelly cubes (we used Hartley's)
150g frozen raspberries
400g double cream
2 tbsp caster sugar
15-20 sponge fingers
4 tbsp cream or dry sherry
Sprinkles, to decorate

For the custard
300g whole milk
175g double cream
1 vanilla pod, split and seeds scraped, or 1 tsp vanilla bean paste
6 medium free-range egg yolks
50g caster sugar
20g cornflour

Roast beef tray sandwiches

By Tom L, Year 6



Method

1. Lorem ipsum dolor sit amet, consectetur adipiscing elit. Curabitur ipsum. Mauris accumsan. Nulla facilisi. Vestibulum ante ipsum primis in faucibus orci luctus et ultrices posuere cubilia Curae; Donec rhoncus urna sed wisi.
2. Quisque vestibulum, augue at consectetur eget, ante magna viverra metus, vel faucibus urna massa id leo. Ut ipsum est, gravida et, dictum non, laoreet eget, elit. Aliquam erat volutpat. Sed mi metus, tristique non, lacinia vel, vestibulum nec, sapien. Sed nec pede eget turpis sollicitudin vestibulum.
3. Aenean a odio sit amet erat interdum dapibus. Aliquam luctus, ligula et volutpat feugiat, lorem purus placerat nisl, non sollicitudin enim felis vitae metus. Etiam dapibus feugiat purus. Nunc vestibulum ligula vitae libero. Suspendisse et orci quis risus lobortis vehicula. Integer eros. Mauris scelerisque ante non ligula tempus gravida. Ut lacus. Pellentesque habitant morbi tristique senectus et netus et malesuada fames ac turpis egestas.
4. Aenean a odio sit amet erat interdum dapibus. Aliquam luctus, ligula



Serves: 12 | Prep: 40 mins | Cook: 40 mins

Ingredients

For the dough

550g strong white bread flour

1 tsp salt

300-350ml lukewarm water

7g sachet or heaped tsp fast action yeast

1 tbsp honey

2 tbsp olive oil, plus extra for oiling

For the filling

2 tbsp wholegrain mustard

3 tbsp hot horseradish, plus

homemade horseradish sauce to serve (see Know How)

125g cherry tomatoes, halved

50ml olive oil


600g best quality British rump steaks

100g rocket

Union jack biscuits

By Tom L, Year 6

Method



1. Lorem ipsum dolor sit amet, consectetur adipiscing elit. Curabitur ipsum. Mauris accumsan. Nulla facilisi. Vestibulum ante ipsum primis in faucibus orci luctus et ultrices posuere cubilia Curae; Donec rhoncus urna sed wisi.

2. Quisque vestibulum, augue at consectetur eget, ante magna viverra metus, vel faucibus urna massa id leo. Ut ipsum est, gravida et, dictum non, laoreet eget, elit. Aliquam erat volutpat. Sed mi metus, tristique non, lacinia vel, vestibulum nec, sapien. Sed nec pede eget turpis sollicitudin vestibulum.

3. Aenean a odio sit amet erat interdum dapibus. Aliquam luctus, ligula et volutpat feugiat, lorem purus placerat nisl, non sollicitudin enim felis vitae metus. Etiam dapibus feugiat purus. Nunc vestibulum ligula vitae libero

4. Aenean a odio sit amet erat interdum dapibus. Aliquam luctus, ligula



Serves: 12 | Prep: 20 mins | Cook: 0 mins

Ingredients

Lorem ipsum dolor sit amet, consectetur adipiscing elit. Curabitur ipsum. Mauris accumsan. Nulla facilisi. Vestibulum ante ipsum primis in faucibus orci luctus et ultrices posuere cubilia Curae; Donec rhoncus urna sed wisi

Kings & Queens

Stories & Poems

If I were a King... By Teddy, Year 6

“I often wish I were a King,
And then I could do anything.

If only I were a king of Spain,
I’d take my hat off in the rain.

If only I were King of France,
I wouldn’t brush my hair for aunts.


I think, if I were King of Greece,
I’d push things off the mantelpiece.

If I were King of Norway,
I’d ask an elephant to stay.

If I were King of Babylon,
I’d leave my button gloves undone.

If I were King of Timbuctoo,
I’d think of lovely things to do.

If I were King of anything,
I’d tell the soldiers, “I’m the King!”



Magic Crown
by Ava, Year 2

His Kingdom For a Fork! By Madeleine, Year 6

Lorem ipsum dolor sit amet, consectetur adipiscing elit. Curabitur ipsum. Mauris accumsan. Nulla facilisi. Vestibulum ante ipsum primis in faucibus orci luctus et ultrices posuere cubilia Curae; Donec rhoncus urna sed wisi. Quisque vestibulum, augue at consectetur eget, ante magna viverra metus, vel faucibus urna massa id leo. Ut ipsum est, gravida et, dictum non, laoreet eget, elit. Aliquam erat volutpat. Sed mi metus, tristique non, lacinia vel, vestibulum nec, sapien. Sed nec pede eget turpis sollicitudin vestibulum.

Sed ante. Maecenas nec ipsum. Fusce porttitor pulvinar neque. Nulla dignissim. Proin pulvinar dignissim lacus. Morbi scelerisque. Quisque luctus mi non ligula. Aenean tincidunt. Ut mauris.

Aenean a odio sit amet erat interdum dapibus. Aliquam luctus, ligula et volutpat feugiat, lorem purus placerat nisi, non sollicitudin enim felis vitae metus. Etiam dapibus feugiat purus. Nunc vestibulum ligula vitae libero. Suspendisse et orci quis risus lobortis vehicula. Integer eros. Mauris scelerisque ante non ligula tempus gravida. Ut lacus. Pellentesque habitant morbi tristique senectus et netus et malesuada fames ac turpis egestas. Curabitur quis dolor id sapien rutrum tincidunt. Duis pharetra, leo adipiscing auctor cursus, lorem nibh tempus urna, eu condimentum felis neque et odio. Nullam hendrerit consequat leo. Proin adipiscing. Morbi tempor ipsum sit amet nunc. Nulla et orci. Nulla aliquet feugiat nunc. Nullam commodo molestie urna. Etiam quis wisi.

Aliquam tempor urna vitae sapien pretium sagittis. Ut ultricies sem pulvinar arcu. Praesent id urna. Vestibulum euismod lorem quis tellus. Donec interdum fermentum diam. Suspendisse convallis, turpis sed lacinia accumsan, libero dui tincidunt sem, a fringilla tellus augue eu massa. Ut nisl nibh, euismod sed, ornare quis, ultricies in, purus. Vestibulum ante ipsum primis in faucibus orci luctus et ultrices posuere cubilia Curae; Curabitur et magna.

Donec eu eros non urna tempor congue. Ut ligula urna, ullamcorper sit amet, ornare vitae, consectetur id, est. Suspendisse potenti. Etiam feugiat condimentum quam. Cras tellus. Vestibulum vitae mi vel justo fringilla consectetur. Phasellus sagittis lacus quis dolor. Curabitur vel sem. Praesent orci nulla, vehicula nec, fringilla sed, pellentesque vitae, est.



Kings & Queens

Crowns

If I were a Monarch, my crown would look like this...



By Teddy, Year 2



By Lilly, Year 4



By Chris, Year 6



By Tom, Year 1

If I were a Monarch, my crown would look like this...



By Teddy, Year 2



By Lilly, Year 4




By Chris, Year 6



By Tom, Year 1

How to draw a Crown... By howtodraweasy.net



Kings & Queens Crafts

Union Jack Yarn Heart Garland

By Sophie A, Year 4



Instructions



1. Lorem ipsum dolor sit amet, consectetur adipiscing elit. Curabitur ipsum. Mauris accumsan. Nulla facilisi. Vestibulum ante ipsum primis in faucibus orci luctus et ultrices posuere cubilia Curae; Donec rhoncus urna sed wisi.



2. Lorem ipsum dolor sit amet, consectetur adipiscing elit. Curabitur ipsum. Mauris accumsan. Nulla facilisi. Vestibulum ante ipsum primis in faucibus orci luctus et ultrices posuere cubilia Curae; Donec rhoncus urna sed wisi.



3. Lorem ipsum dolor sit amet, consectetur adipiscing elit. Curabitur ipsum. Mauris accumsan. Nulla facilisi. Vestibulum ante ipsum primis in faucibus orci luctus et ultrices posuere cubilia Curae; Donec rhoncus urna sed wisi.



Materials list

Red, white, and blue yarn (light, medium, or bulky weight)

Cardboard

Scissors

Heart template

Pen or pencil

Tape (optional)

Yarn needle

Union Jack Yarn Heart Garland

Instructions (continued)



4. Lorem ipsum dolor sit amet, consectetur adipiscing elit. Curabitur ipsum. Mauris accumsan. Nulla facilisi. Vestibulum ante ipsum primis in faucibus orci luctus et ultrices posuere cubilia Curae; Donec rhoncus urna sed wisi.



5. Lorem ipsum dolor sit amet, consectetur adipiscing elit. Curabitur ipsum. Mauris accumsan. Nulla facilisi. Vestibulum ante ipsum primis in faucibus orci luctus et ultrices posuere cubilia Curae; Donec rhoncus urna sed wisi.



The King's Guards

By Jack A, Year 4

Instructions



Materials list

- Toilet or paper towel rolls. Cut paper towel ones in half.
- Red, black and yellow felt. I used sticky-back kind.
- Eyes or a pen to draw them on
- Something fluffy and black for the hat. I found a small black boa at Michaels but was originally going to go to the fabric store and buy some black fur.
- Glue if you are not using the sticky-back felt.

1. Lorem ipsum dolor sit amet, consectetur adipiscing elit. Curabitur ipsum. Mauris accumsan. Nulla facilisi. Vestibulum ante ipsum primis in faucibus orci luctus et ultrices posuere cubilia Curae; Donec rhoncus urna sed wisi.

2. Lorem ipsum dolor sit amet, consectetur adipiscing elit. Curabitur ipsum. Mauris accumsan. Nulla facilisi. Vestibulum ante ipsum primis in faucibus orci luctus et ultrices posuere cubilia Curae; Donec rhoncus urna sed wisi.

3. Lorem ipsum dolor sit amet, consectetur adipiscing elit. Curabitur ipsum. Mauris accumsan. Nulla facilisi. Vestibulum ante ipsum primis in faucibus orci luctus et ultrices posuere cubilia Curae; Donec rhoncus urna sed wisi.



"Smile Often

Think positively

Give thanks

laugh loudly

love others

Dream big."

Top 10 facts about King Charles III

By [natgeokids.com](https://www.natgeokids.com)



The Coronation of His Majesty The King and Her Majesty The Queen Consort will take place at Westminster Abbey on Saturday 6th May, 2023

1. King Charles III was born at 9.14pm on 14 November 1948

To parents Queen Elizabeth II (then Princess Elizabeth) and Prince Phillip, the Duke of Edinburgh, at Buckingham Palace, London.

2. He became King on 8 September 2022

After his mother the Queen sadly passed away in Balmoral, Scotland. Aged 73, King Charles III is the oldest monarch ever crowned in British history, having been heir apparent (the next person to be crowned) since he was 3 years old.

3. From 1967 to 1970, he studied history at Cambridge University

Making him the first monarch in UK history with a university degree!

4. King Charles III can speak Welsh

After spending two months learning the language as he prepared to become the Prince of Wales in 1969. He still speaks it today, while visiting and addressing the country.

5. The King is a qualified pilot and diver

While serving in the military, King Charles III trained as a jet and helicopter pilot and became an accomplished diver. He's even explored shipwrecks like The Mary Rose – King Henry VIII's flagship!

6. Plus, he's a keen watercolour painter

As well as a published author and music lover, playing the cello in his university orchestra.

7. As Prince of Wales, he founded nearly 20 charities

Which together raise £140 million each year for good causes! He's also passionate about the environment – as Prince, he spoke out about plastic pollution as early as 1970, drove an electric car and planted many trees during royal engagements.



8. He's the reigning monarch in 14 countries

Including Australia, New Zealand, Canada, and Jamaica. As King, he's also the only person in the UK who can travel without a passport and drive without a licence – cool!

9. King Charles III is no stranger to an audience

Having featured in UK TV show Coronation Street, participated in stage magicians' group the Magic Circle and presented the BBC weather forecast.

10. King Charles is probably best known for The Prince's Trust

He began the organisation in 1976 to help disadvantaged young people into jobs and careers. Since then the Trust has helped over 1 million young people.





This book was printed with the support of:

Sponsor advertising Box 1

162 x 62 mm

Sponsor advertising Box 2

162 x 62 mm



This book was printed with the support of:

Main Sponsor
162 x 137 mm



This template was created by Saronti. Saronti is a small Company with Big values, UK based & run by Mums. Passionate about publishing, personalising and creating custom books. We are committed to helping schools fundraise, supporting the elderly and enriching family time. We use local suppliers who respect the environment.

www.saronti.com

Do you like to write stories?
Ever fancied publishing one of them?
It's easy with Saronti.


**We make your stories into hardback books,
and publish them to our online gallery too!**



Get 10% off with discount code SCHOOLNAME

www.saronti.com

Inside Back Cover
Needs to stay blank



*"You are braver than you believe,
stronger than you seem,
And smarter than you think"*

A. A. Milne

